

# **FEED BACK ANALYSIS**

## **Christian College Kattakada**

### **Thiruvananthapuram- 695524, Kerala**

#### **ACADEMIC YEAR 2015-2016**

---

---

### Analysis of Feedback from stakeholders

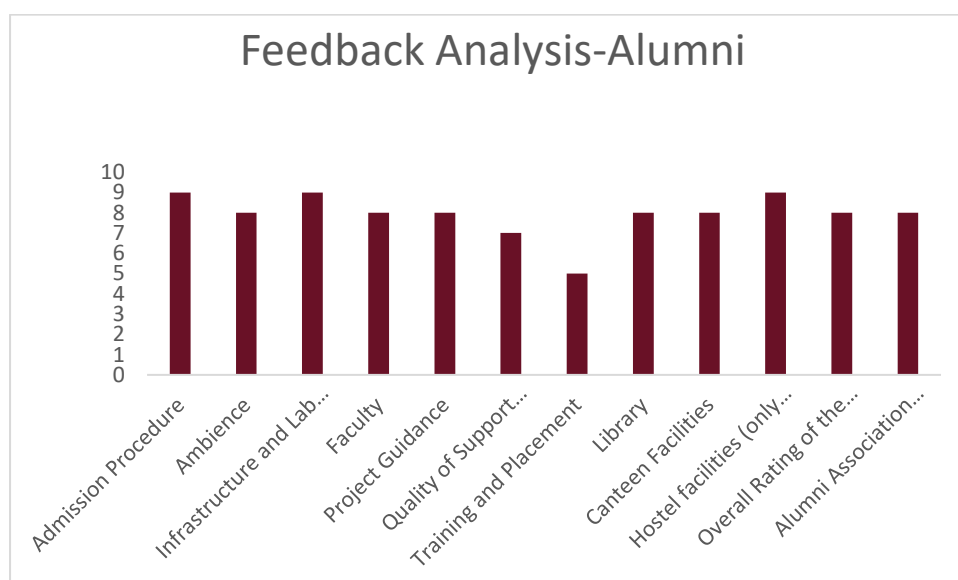
#### **Feedback from Alumni**

Alumni meet was conducted and the feedback on various criteria was obtained,

Alumni suggested to improve

- ICT facilities in class room
- Library journal subscriptions, magazines should be increased
- Placement and training cell should be more active by conducting more placement orientation programs and inviting private firms for the campus recruitments
- Infrastructure and lab facilities enhancement in PG Departments

The analysis of feedback is shown in a five point scale as follows,

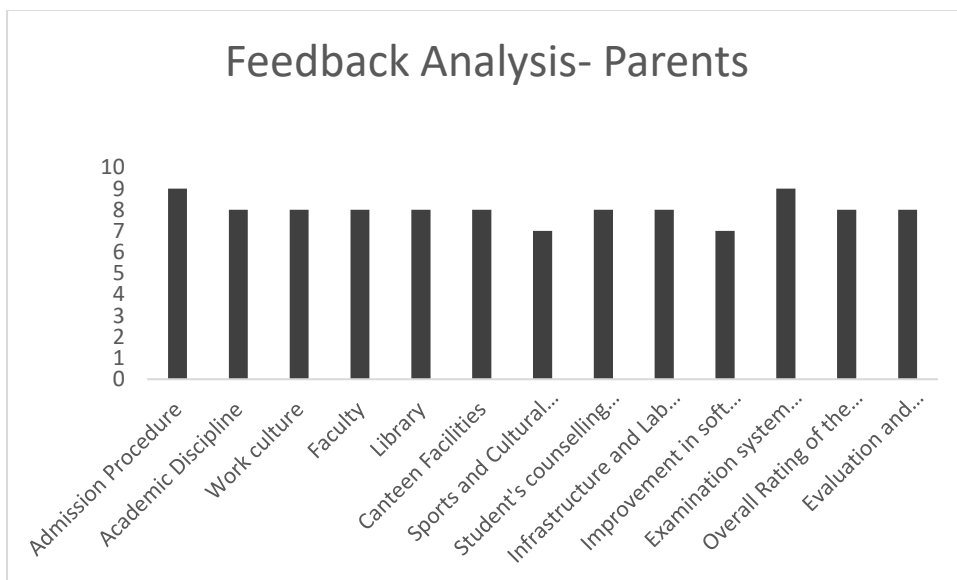


#### **Feedback from Parent's**

We collected valuable suggestion from parents on

- Admission Procedure
- Academic Discipline
- Work culture
- Faculty
- Library
- Canteen Facilities
- Sports and Cultural Activities
- Student's counselling Activities
- Infrastructure and Lab Facilities
- Improvement in soft skills, knowledge, ethics, morality, observed by you in your ward while studying in college
- Examination system adopted by the college
- Overall Rating of the College
- Evaluation and Feedback mechanism

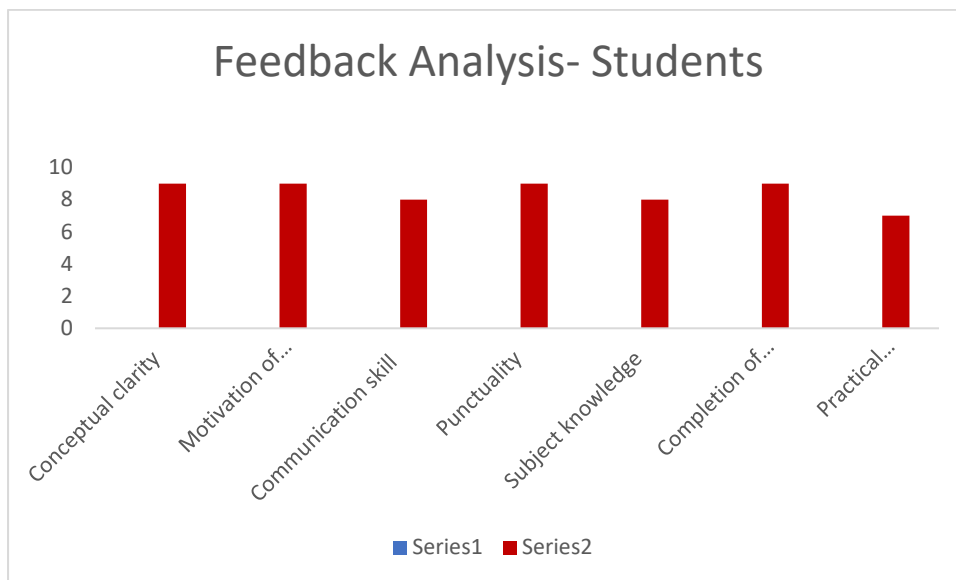
The following graph represents the Parent's feedback,



### **Feedback from Student's**

Students gave their feedback about the teaching in the following points

- Conceptual clarity
- Motivation of teacher
- Communication skill
- Punctuality
- Subject knowledge
- Completion of syllabus
- Practical explanation with theory



# **FEED BACK ANALYSIS**

## **Christian College Kattakada**

### **Thiruvananthapuram- 695524, Kerala**

#### **ACADEMIC YEAR – 2016-2007**

---

### Analysis of Feedback from stakeholders

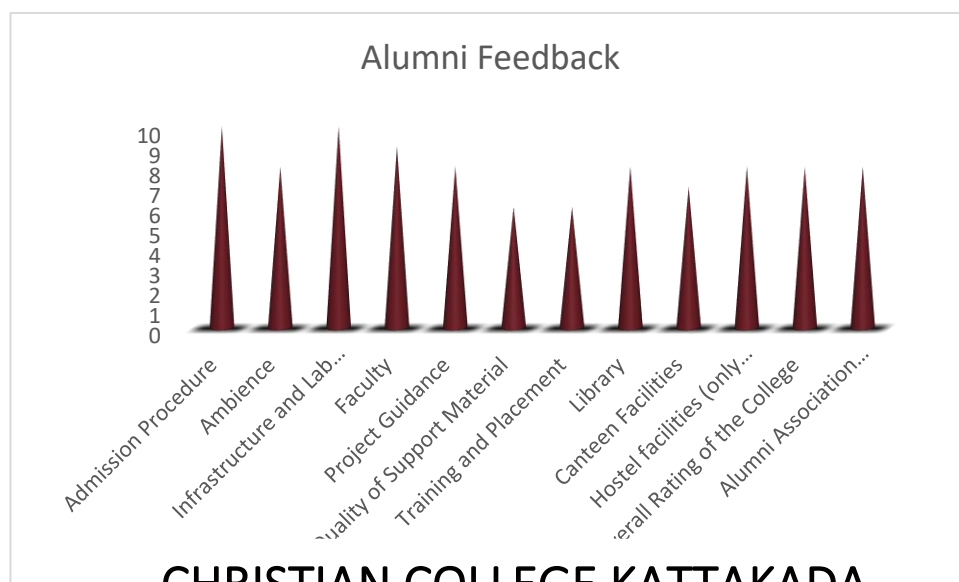
#### **Feedback from Alumni**

Alumni meet was conducted and the feedback on various criteria were collected,

Alumni suggested to improve

- ICT facilities in class room
- Library journal subscriptions, magazines should be increased
- Placement and training cell should be more active by conducting more placement orientation programmes and inviting private firms for the campus recruitments
- Infrastructure and lab facilities enhancement in PG Departments

The analysis of feedback is shown in a five point scale as follows,



## **CHRISTIAN COLLEGE KATTAKADA**

Affiliated to the Kerala University  
Thiruvananthapuram - 695 572  
Ph: 0471 -2290243 Fax: 0471 - 2290357 Website:  
[www.christiancollegektda.org](http://www.christiancollegektda.org)  
Email: [christiancollegektda@gmail.com](mailto:christiancollegektda@gmail.com)

## **PARENT'S FEEDBACK FORM**

### **ESSENTIAL DETAILS**

1- Poor (P), 2- Average (A), 3- Good (G), 4- Very Good (VG), 5-

Parent Name	
Student's Name	
Course studied	
Year of Passing out	
Permanent Address	
Contact No.	
Email ID	
Designation	

**Excellent (E)**

**Kindly select the appropriate option as per the following criteria.**

Sl No.	Details	E	VG	G	A	P
1	Admission Procedure					
2	Academic Discipline					
3	Work culture					
4	Faculty					
5	Library					
6	Canteen Facilities					
7	Sports and Cultural Activities					
8	Student's counselling Activities					
9	Infrastructure and Lab Facilities					
10	Improvement in soft skills, knowledge, ethics, morality, observed by you in your ward while studying in college					
11	Examination system adopted by the college					
12	Overall Rating of the College					

13	Evaluation and Feedback mechanism					
14	How do you rate development activities Organized by the College for your Overall Development?					

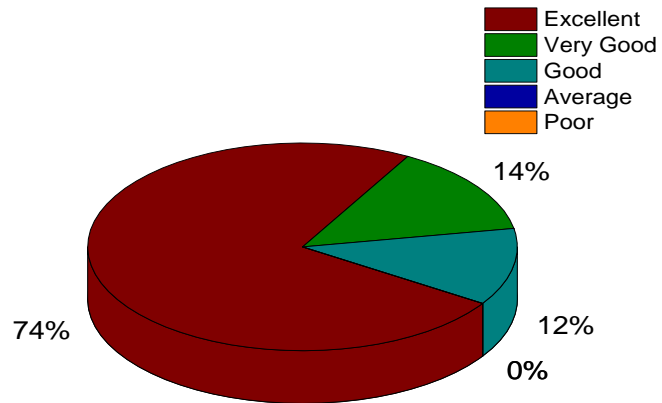
15. Suggestion for Improvements

- Department
- College
- Any other suggestions

Name and Signature

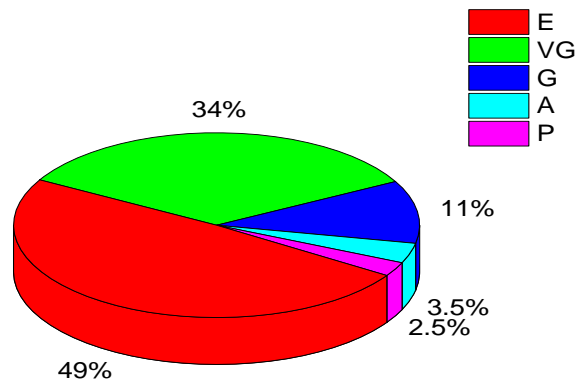
**Admission Procedure**

Details	Excellent	Very Good	Good	Average	Poor
Data	148	28	24	0	0



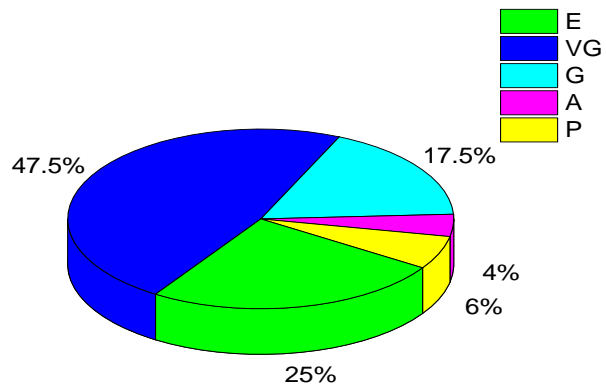
### Academic Discipline

Details	Excellent	Very Good	Good	Average	Poor
Data	98	68	22	7	5



## Work Culture

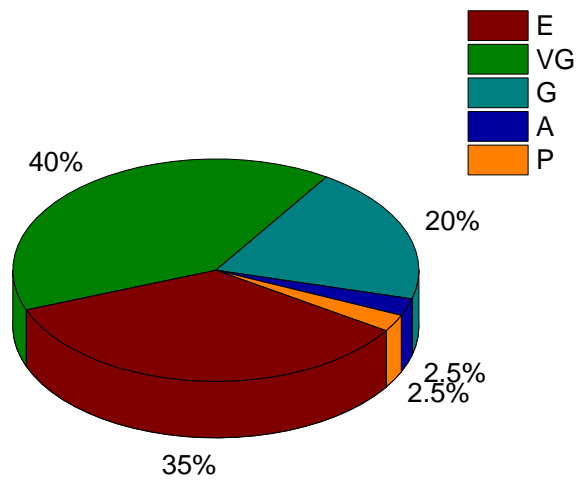
Details	Excellent	Very Good	Good	Average	Poor
Data	50	95	35	8	12



## Faculty

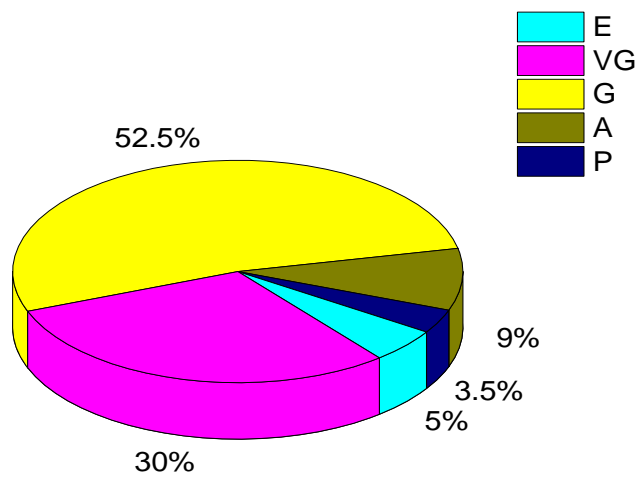
Details	Excellent	Very Good	Good	Average	Poor
Data	70	80	40	5	5





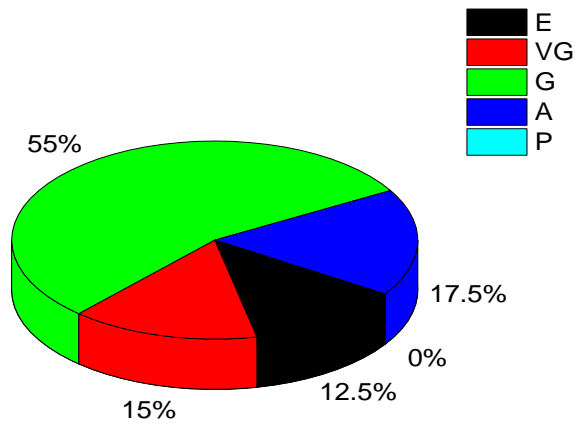
**Library**

Details	Excellent	Very Good	Good	Average	Poor
Data	10	60	105	18	7



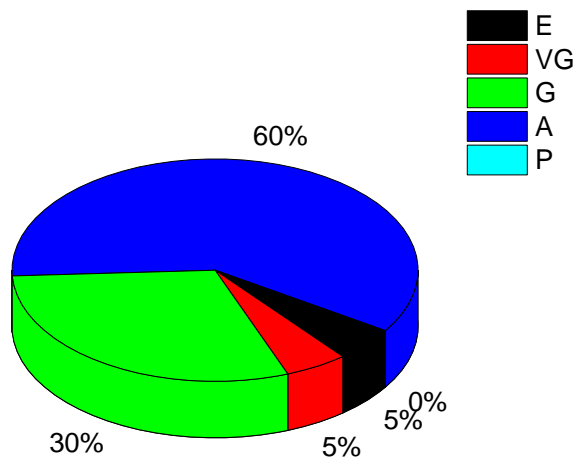
**Canteen Facilities**

Details	Excellent	Very Good	Good	Average	Poor
Data	25	30	110	35	0



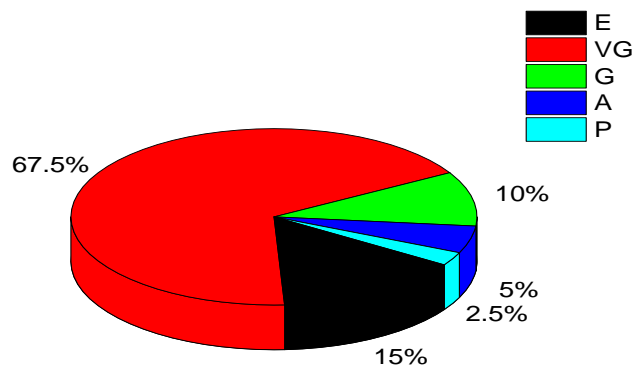
### **Sports & Cultural Activities**

Details	Excellent	Very Good	Good	Average	Poor
Data	10	10	60	120	0



**Student's Counselling Activities**

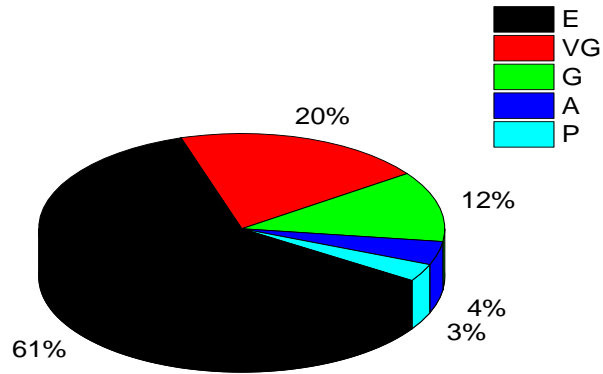
Details	Excellent	Very Good	Good	Average	Poor
Data	30	135	20	10	5



**Infrastructure & Lab Facilities**

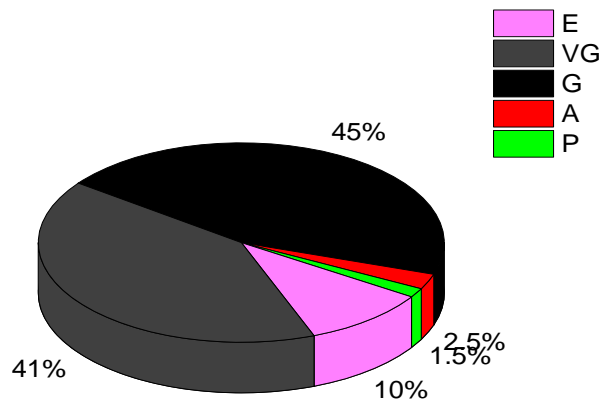
Details	Excellent	Very Good	Good	Average	Poor

<b>Data</b>	<b>122</b>	<b>40</b>	<b>24</b>	<b>8</b>	<b>6</b>
-------------	------------	-----------	-----------	----------	----------



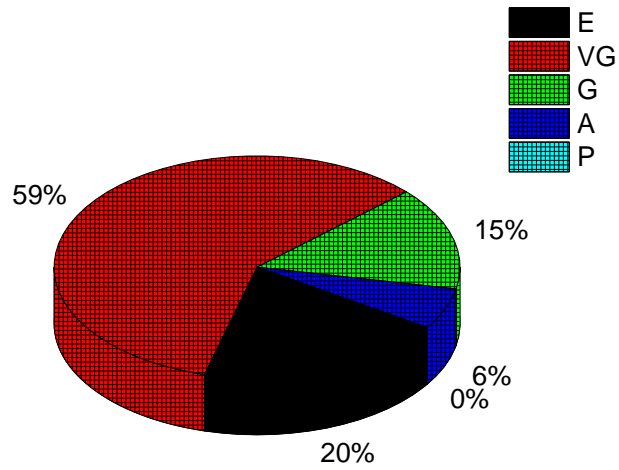
**Improvement in soft skills, knowledge etc**

<b>Details</b>	<b>Excellent</b>	<b>Very Good</b>	<b>Good</b>	<b>Average</b>	<b>Poor</b>
<b>Data</b>	<b>20</b>	<b>82</b>	<b>90</b>	<b>5</b>	<b>3</b>



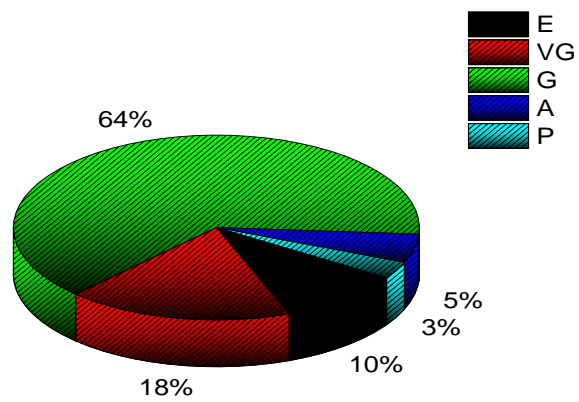
**Examination system adopted by the college**

Details	Excellent	Very Good	Good	Average	Poor
Data	40	118	30	12	0



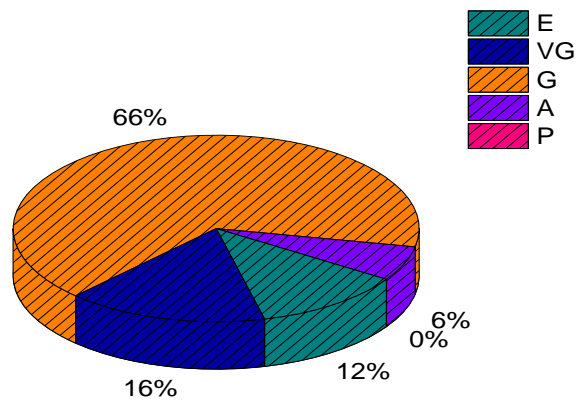
### Overall rating of the college

Details	Excellent	Very Good	Good	Average	Poor
Data	20	36	128	10	6



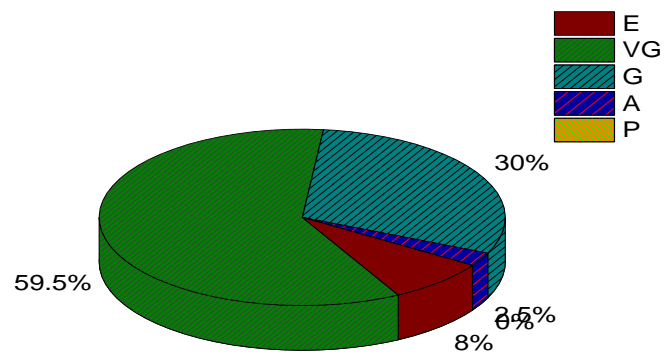
### Evaluation and feedback mechanism

Details	Excellent	Very Good	Good	Average	Poor
Data	24	32	132	12	0



### Overall development

Details	Excellent	Very Good	Good	Average	Poor
Data	16	119	60	5	0

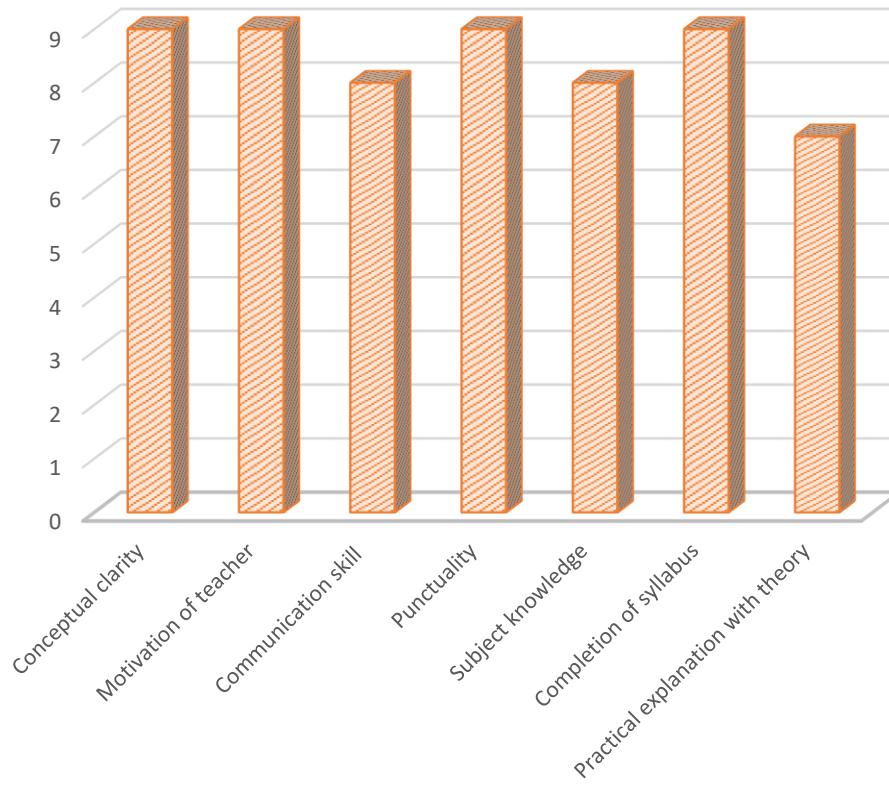


### **Feedback from Student's**

Students gave their feedback about the teaching in the following points

- Conceptual clarity
- Motivation of teacher
- Communication skill
- Punctuality
- Subject knowledge
- Completion of syllabus
- Practical explanation with theory

## STUDENTS FEEDBACK





# FEED BACK ANALYSIS

## Christian College Kattakada

### Thiruvananthapuram- 695524, Kerala

ACADEMIC YEAR - 2017-2018

---

## Analysis of Feedback from stakeholders

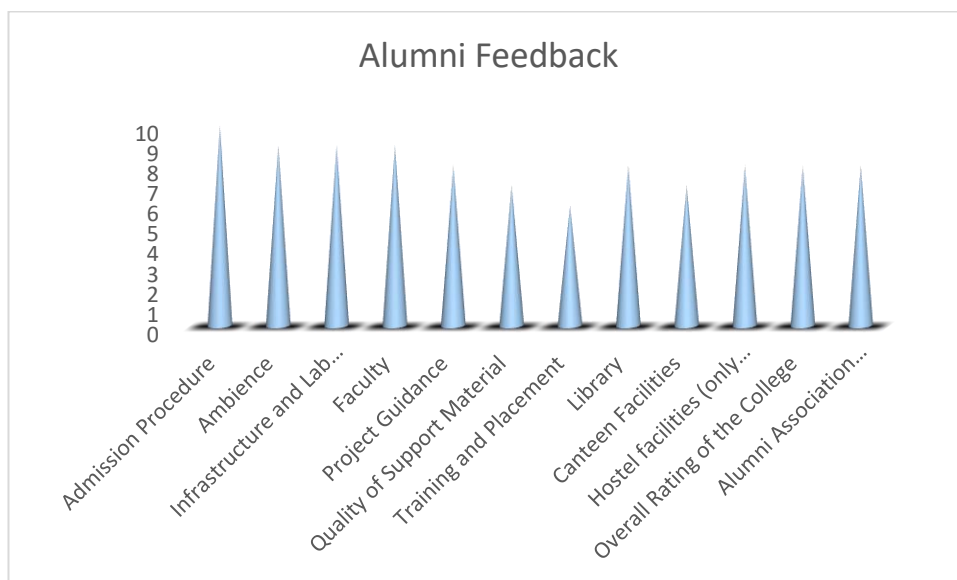
### **Feedback from Alumni**

Alumni meet was conducted and the feedback on various criteria were collected,

Alumni suggested to improve

- ICT facilities in class room
- Library journal subscriptions, magazines should be increased
- Placement and training cell should be more active by conducting more placement orientation programmes and inviting private firms for the campus recruitments
- Infrastructure and lab facilities enhancement in PG Departments

The analysis of feedback is shown in a five point scale as follows,



# CHRISTIAN COLLEGE KATTAKADA

Affiliated to the Kerala University  
Thiruvananthapuram - 695 572  
Ph: 0471 -2290243 Fax: 0471 - 2290357 Website:  
www.christiancollegektda.org  
Email: christiancollegektda@gmail.com

## **PARENT'S FEEDBACK FORM**

### **ESSENTIAL DETAILS**

Parent Name	
Student's Name	
Course studied	
Year of Passing out	
Permanent Address	
Contact No.	
Email ID	
Designation	

Sl No.	Details	E	VG	G	A	P
1	Admission Procedure					
2	Academic Discipline					
3	Work culture					
<b>Kindly select the appropriate option as per the following criteria.</b>						
<b>1- Poor (P), 2- Average (A), 3- Good (G), 4- Very Good (VG), 5- Excellent (E)</b>						
4	Library					
5	Canteen Facilities					
6	Sports and Cultural Activities					
7	Student's counselling Activities					
8	Infrastructure and Lab Facilities					
9	Improvement in soft skills, knowledge, ethics, morality, observed by you in your ward while studying in college					
10	Examination system adopted by the college					
11	Overall Rating of the College					
12	Evaluation and Feedback mechanism					
13	How do you rate development activities Organized by the College for your Overall Development?					
14						

### 15. Suggestion for Improvements

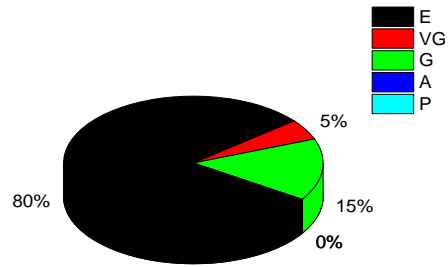
- Department

- College
- Any other suggestions

Name and Signature

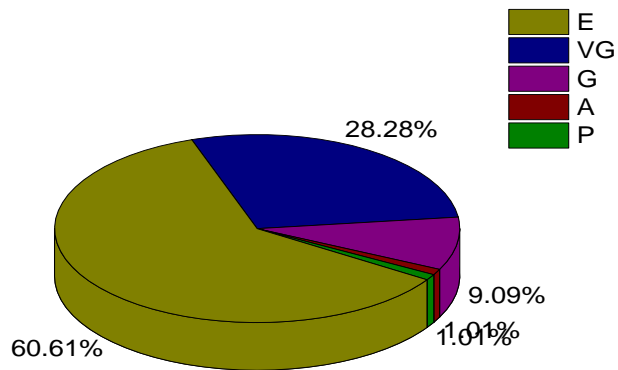
**Admission Procedure**

<b>Details</b>	<b>Excellent</b>	<b>Very Good</b>	<b>Good</b>	<b>Average</b>	<b>Poor</b>
<b>Data</b>	<b>160</b>	<b>10</b>	<b>30</b>	<b>0</b>	<b>0</b>



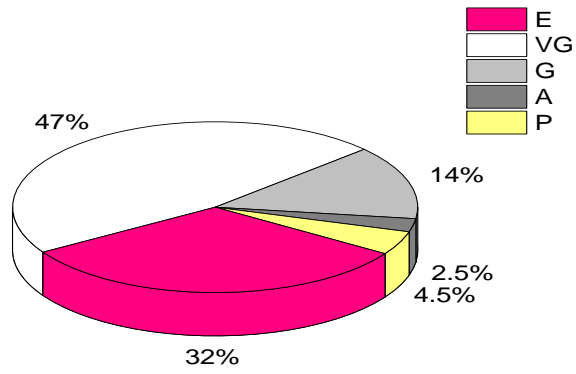
### Academic Discipline

Details	Excellent	Very Good	Good	Average	Poor
Data	120	56	18	2	2



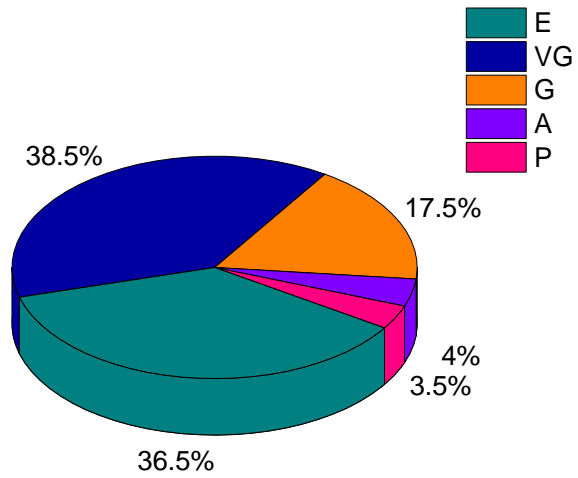
### Work Culture

Details	Excellent	Very Good	Good	Average	Poor
Data	64	94	28	5	9



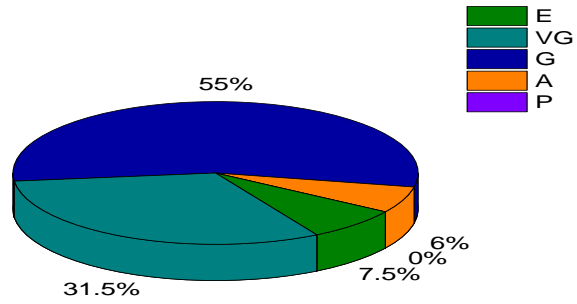
**Faculty**

Details	Excellent	Very Good	Good	Average	Poor
Data	73	77	35	8	7



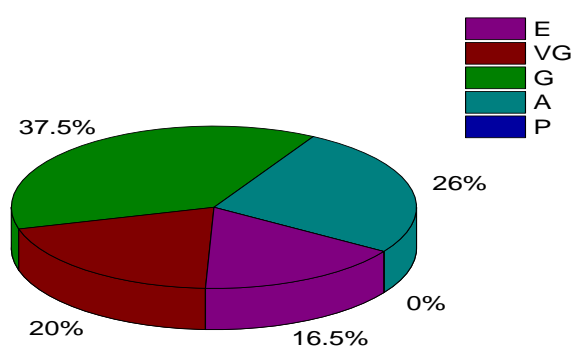
**Library**

Details	Excellent	Very Good	Good	Average	Poor
Data	15	63	110	12	0



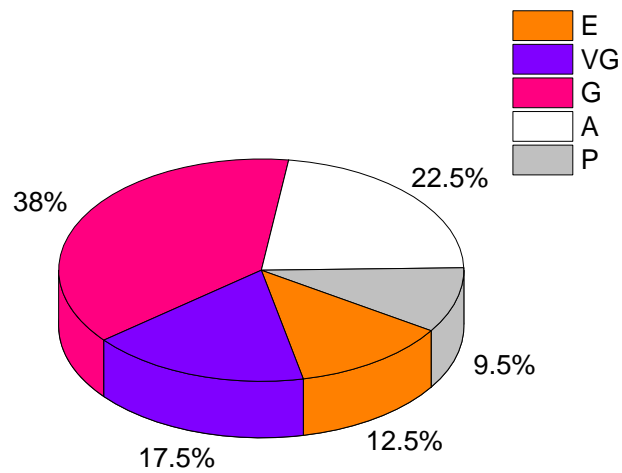
**Canteen Facilities**

Details	Excellent	Very Good	Good	Average	Poor
Data	33	40	75	52	0



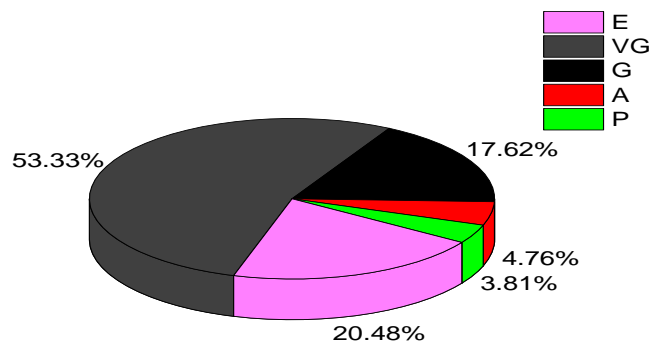
**Sports & Cultural Activities**

Details	Excellent	Very Good	Good	Average	Poor
Data	25	35	76	45	19



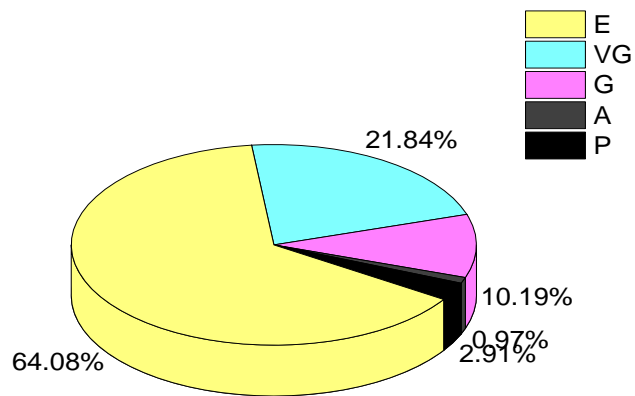
**Student's Counselling Activities**

Details	Excellent	Very Good	Good	Average	Poor
Data	43	112	37	8	0



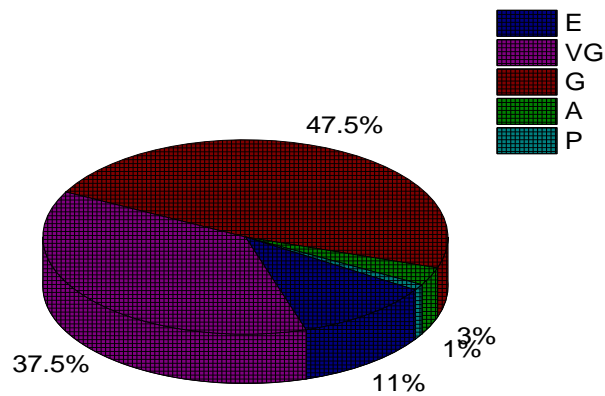
**Infrastructure & Lab Facilities**

Details	Excellent	Very Good	Good	Average	Poor
Data	132	45	21	2	0



**Improvement in soft skills, knowledge etc**

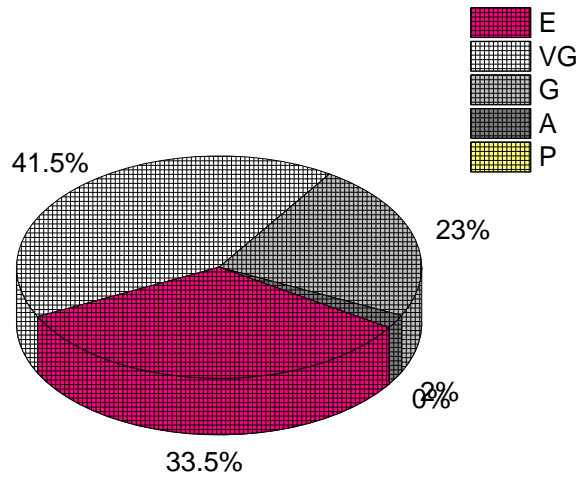
Details	Excellent	Very Good	Good	Average	Poor
Data	22	75	95	6	2



**Examination system adopted by the college**

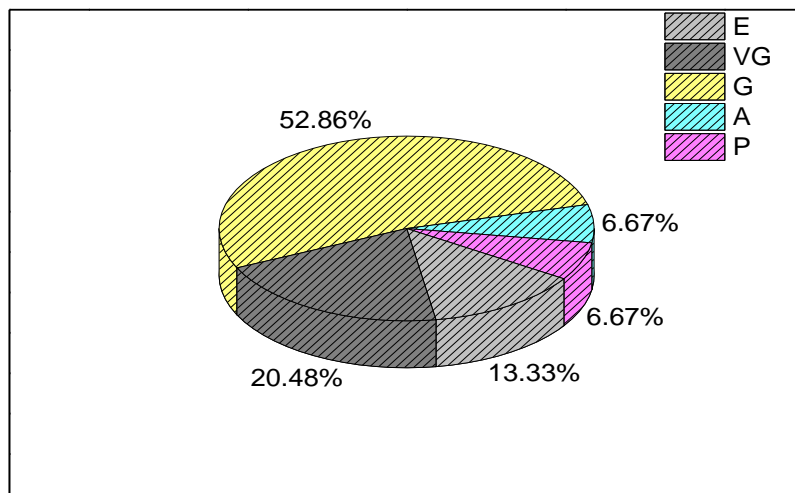
Details	Excellent	Very Good	Good	Average	Poor
Data	67	83	46	4	0





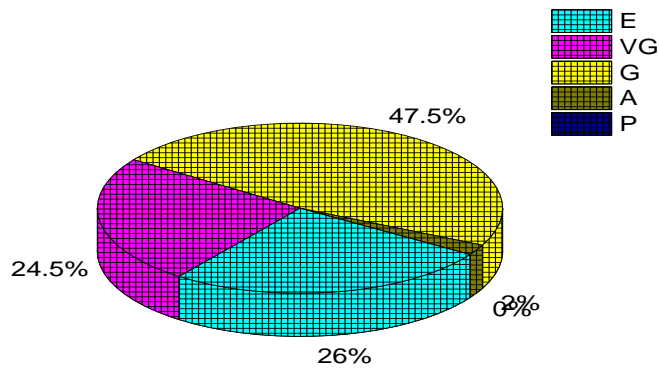
**Overall rating of the college**

Details	Excellent	Very Good	Good	Average	Poor
Data	28	33	111	14	14



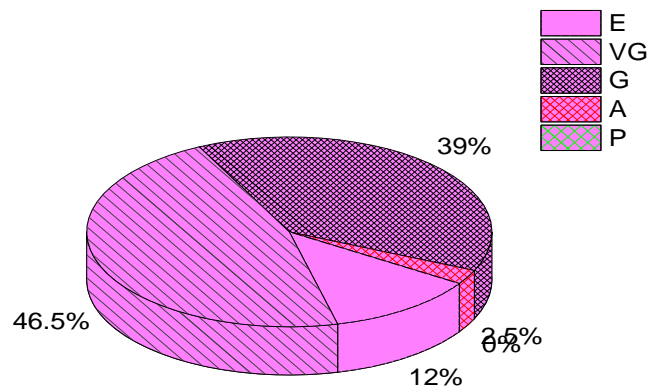
**Evaluation and feedback mechanism**

Details	Excellent	Very Good	Good	Average	Poor
Data	52	49	95	4	



### **Overall development**

Details	Excellent	Very Good	Good	Average	Poor
Data	24	93	78	5	0

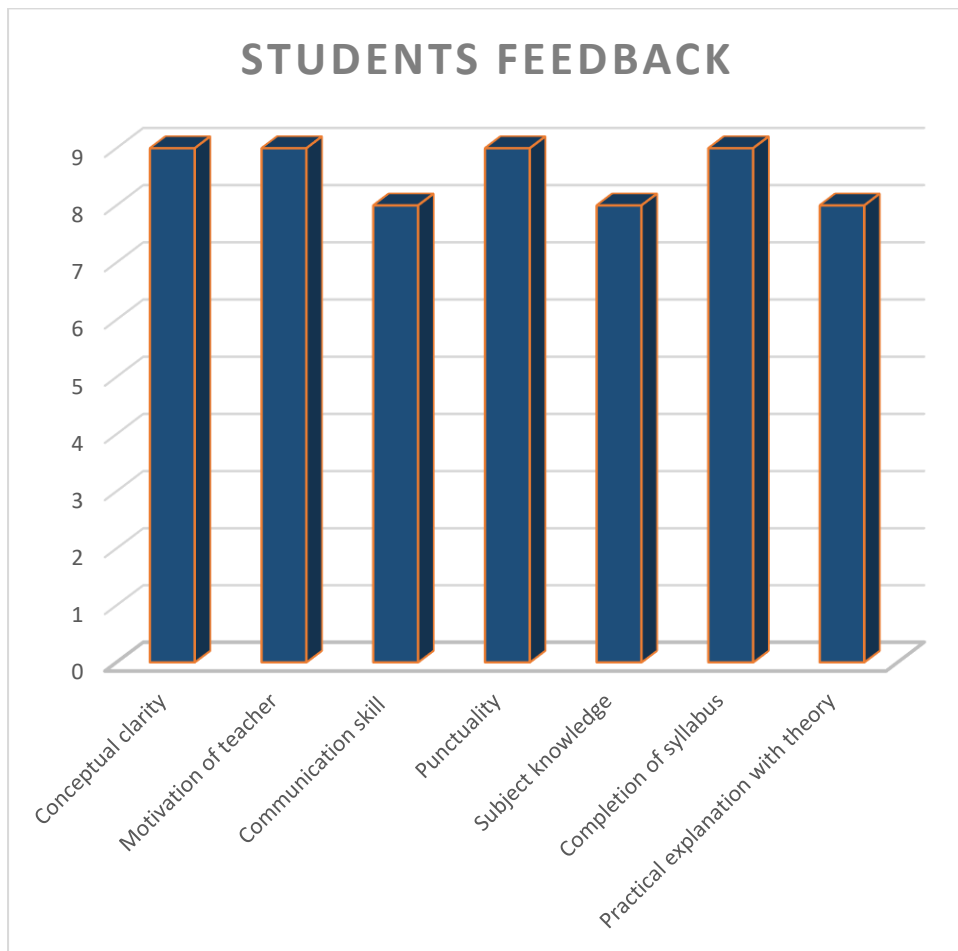


### **Feedback from Student's**

Students gave their feedback about the teaching in the following points

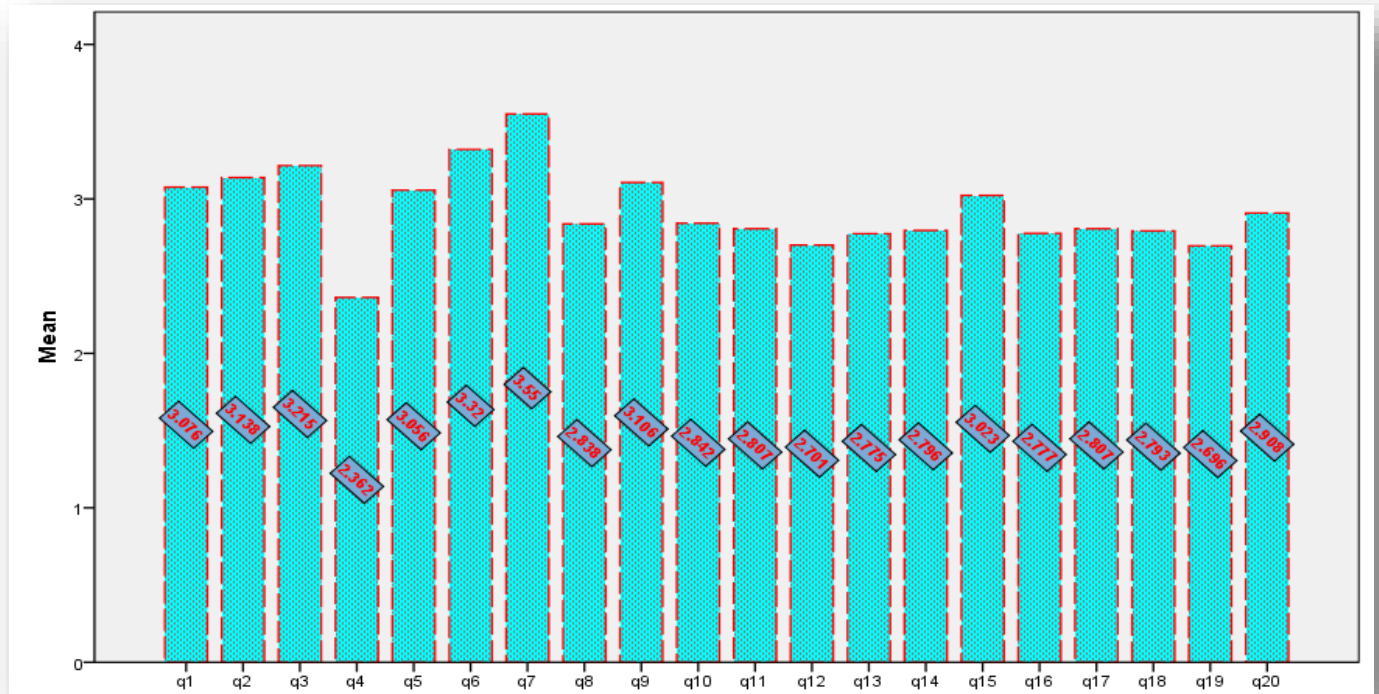
- Conceptual clarity
- Motivation of teacher
- Communication skill
- Punctuality
- Subject knowledge
- Completion of syllabus

- Practical explanation with theory



## STUDENT SATISFACTION SURVEY ON TEACHING LEARNING PROCESS-

2018-2019



STUDENT SATISFACTION SURVEY(ON A POINT SCALE OF FOUR)

Q1. The overall quality of teaching

Q2. Teachers use class time properly and effectively

Q3. Teachers deliver lecture with up to date material

Q4. Use of ICT in classes by the faculty

Q5. Efforts made by the faculty in the Examination conduction

Q6. Internal Evaluation system of the college functioning

Q7. Library facilities

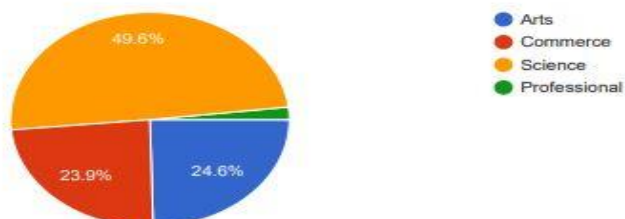
- Q8. The computers and software available on the campus
- Q9. Admission Process in the college
- Q10. The toilet, rest rooms, drinking water facility and canteen in the campus
- Q11. Lab and research facilities in the campus meet the needs of the students
- Q12. Students Grievance Redressal cell in the campus
- Q13. Mentoring and Tutorial system in the campus
- Q14. Functioning of the Career Guidance cell of the college
- Q15. College maintains anti ragging cell
- Q16. Social events organized by the college
- Q17. Sports facilities provided by the college meets the students needs
- Q18. Administration of the college supports the student community
- Q19. Co-curricular activities of the college
- Q20. The campus safety of the college

# STUDENT SATISFACTION SURVEY 2019-2020

## Student Satisfaction Survey (SSS) on overall institutional performance

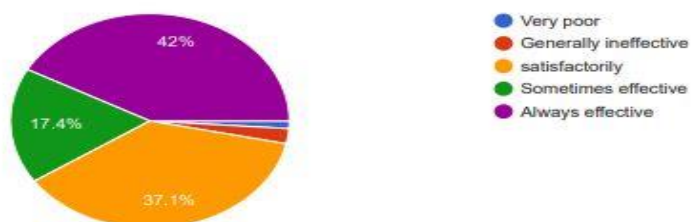
What subject area are you currently pursuing?

264 responses



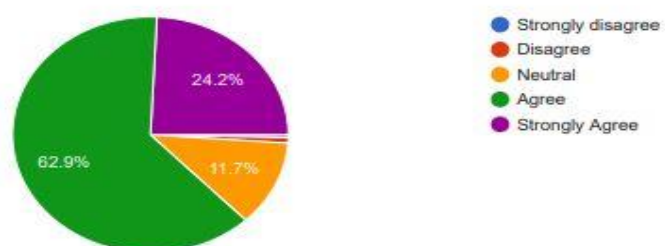
How will you assess the overall quality of teaching

264 responses



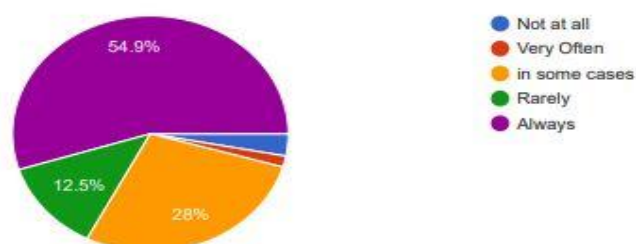
Teachers use class time properly and effectively

264 responses



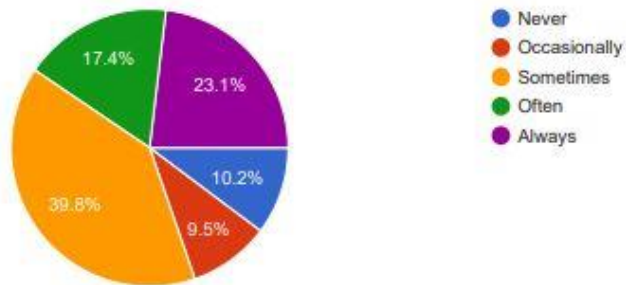
Teachers deliver lecture with up to date material

264 responses



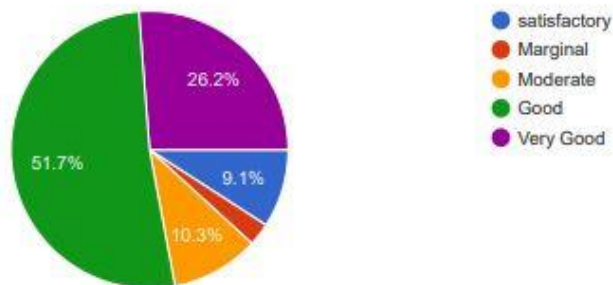
### Use of ICT in classes by the faculty is

264 responses



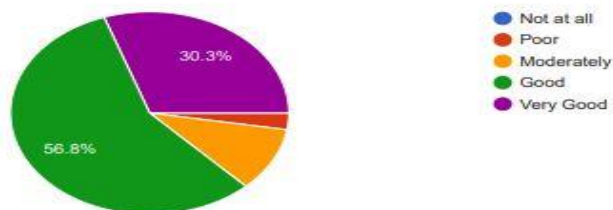
### Efforts made by the faculty in the Examination conduction is

263 responses



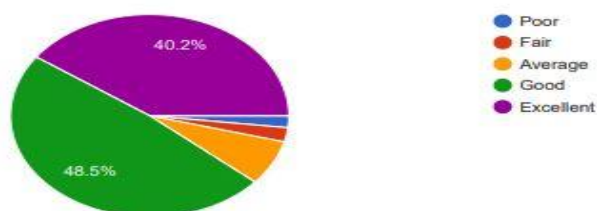
### Internal Evaluation system of the college functioning

264 responses



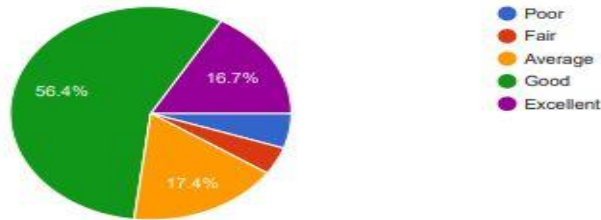
### Library facilities are

264 responses



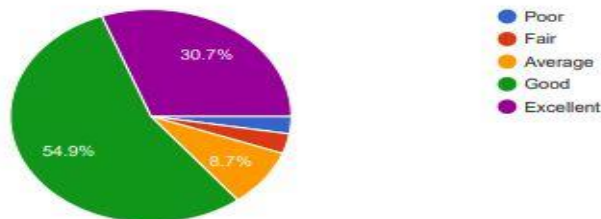
### The computers and software available on the campus

264 responses



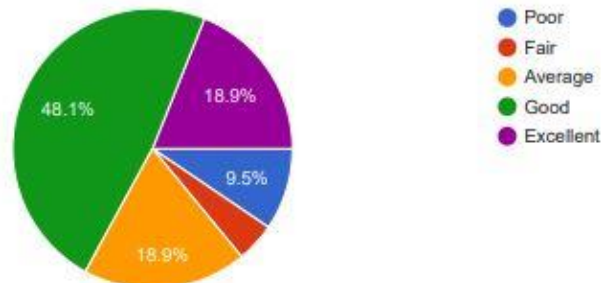
### Admission Process in the college is

264 responses



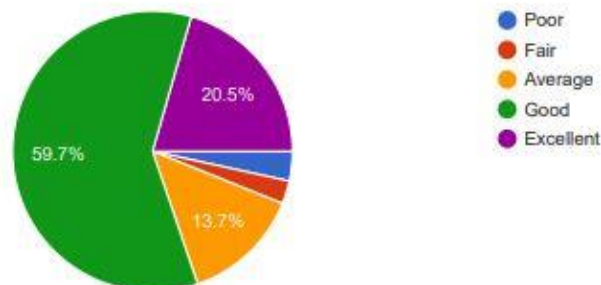
### How will you agree with the toilet, rest rooms, drinking water facility and canteen in the campus

264 responses



### Lab and research facilities in the campus meet the needs of the students

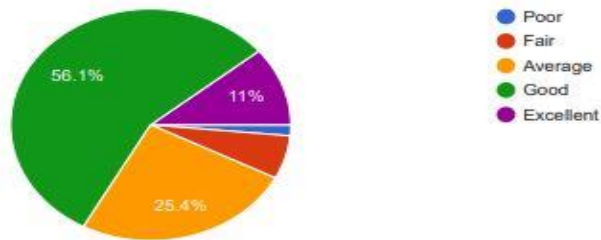
263 responses





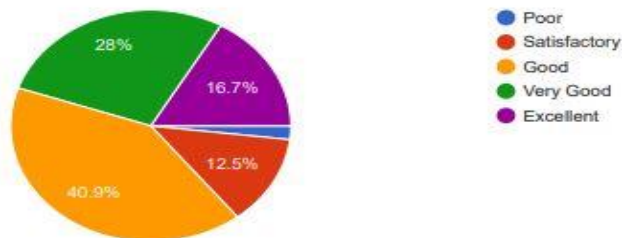
### Students Grievance Redressal cell in the campus

264 responses



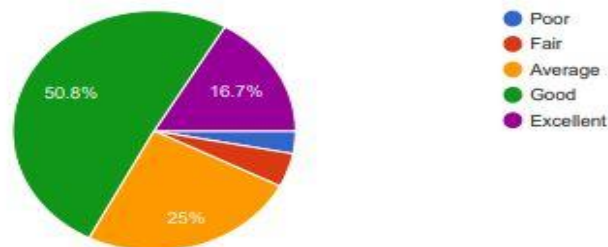
### Mentoring and Tutorial system in the campus

264 responses



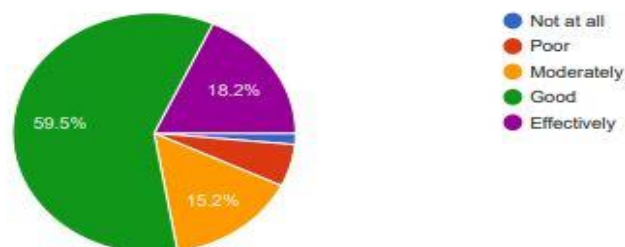
### Functioning of the Career Guidance cell of the college

264 responses



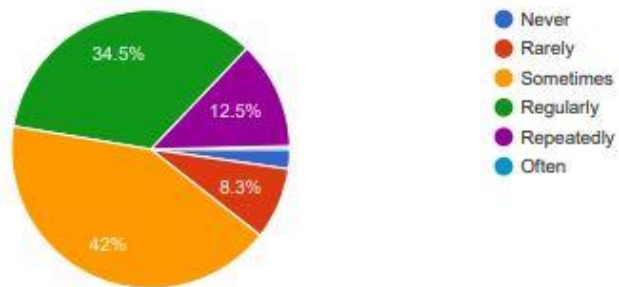
### college maintains antirragging cell

264 responses



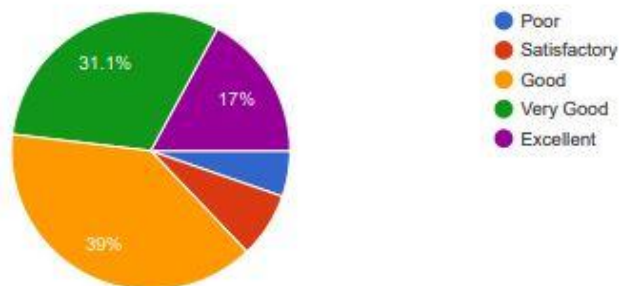
### Social events organised by the college

264 responses



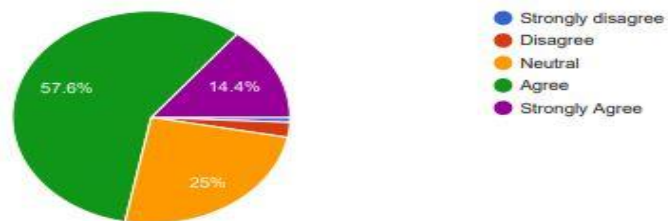
### Sports facilities provided by the college meets the students needs

264 responses



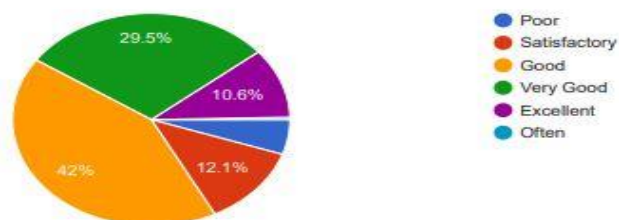
### Administration of the college supports the student community

264 responses



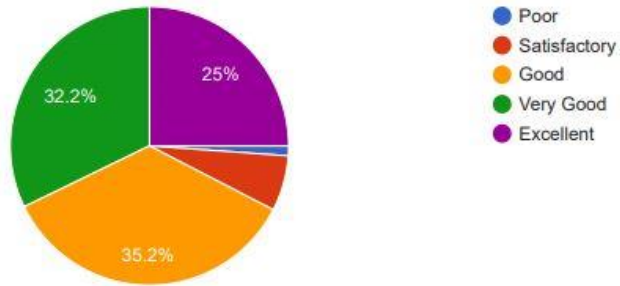
### Co-curricular activities of the college

264 responses



### How would you rate the campus safety of the college

264 responses



## **ACTION TAKEN REPORT**

### **Collection of Feedback from students, Parents and alumni:**

The institution collects the feedback on curriculum aspects and courses from different stakeholders such as the students, alumni, Faculty and Parents. Institution established Academic Council in order to ensure and analyze the academic excellence at student and faculty levels. Periodical analysis is made by Academic Council from the following: student performance, faculty performance in every semester, utilization of infrastructure and requirements for quality enrichment. The college maintains an IQAC as a quality consistence and quality enhancement measure. In supervision of IQAC, various departments and committees like Career Guidance, Anti-Ragging and Sexual Harassment Committee, etc reinforce the curriculum by incorporating updated information on social issues. Institute collects the feedback physically from Stake holders viz. Students, Parents and Teachers on Curriculum which is prescribed by the university, further college website invites ala stockholders to provide feedback online. The college conducts annual Alumni Meet, in which suggestions and feedback is received from Alumni students. The provided feedback data is presented to the Academic Council Meeting for necessary incorporation into the curriculum. Alumni surveys are conducted during alumni interaction at the alumni association meeting held every year Whenever any alumni visits the college, feedback is taken. Further, college website invites alumni to provide feedback online.

### **Feedback collected and analyzed:**


The data is analyzed and their suggestions are considered and placed before the Academic Audit Committee for discussion and for possible incorporation in the curriculum. Syllabus Review is given by the concerned subject faculty at the end of semester with regard to implementation of syllabus, mode of presentation, lecture material, suggested books, and updated information. Academic Audit Committee is formed to assess three major aspects, viz., Faculty Performance, Students Support System and Evaluation. The periodical review meeting is conducted to review the following: ***IQAC organizes various Faculty Development Programmes in order to enrich the competency level and teaching methods of faculty members.*** The college encourages the faculty to pursue higher education, authorizing books, and publishing papers in journals. ***The management also conducts staff retreat every year as a part of value education..*** Apart from this, management supports student involvement through seminars, student's innovations for the further development of curriculum.

### **Action Taken on Feedback from the stakeholders:**

After collecting and assessing the feedback from the various stake holders on curriculum aspects, the valuable suggestions if any, will be brought to the notice of the university curriculum committee for possible changes in the course structure in the next curriculum regulation. The College follows a continuous review system of the curriculum. The College established an IQAC as a Quality sustenance and Quality enhancement measure. The IQAC has been infusing a sense of belongingness into the entire teaching faculty of the Institution. The functioning of various committees of the College strengthens the quality sustenance and enhancement measures to ensure the effective development of curricula. The college makes efforts to integrate socially relevant issues into the curriculum with the help of the different cells functioning in the college like Career Guidance Cell, Anti-Ragging Cell, and NSS. The Academic Audit Committee ensure quality enhancement. Curriculum is enriched through mini projects/ student conferences/symposiums and innovative club in the college. The Institution included the following Curriculum Aspects which enrich the curriculum: 1. Flexible and Choice Based Credit System to learn soft core elective courses, professional elective courses and open elective courses offered across the departments. 2. Value added courses. 3. Courses on communication skills / Professional ethics / Environmental Engineering, and Employability Skills. 4. Design experiments in many laboratory courses thereby stimulating creativity and innovation in students.

We tried our level best to overcome the shortcomings evolved through. We are aware that there is still a long way to go. Looking forward to exploring more.



  
Dr. VINCENT JOY.N.S  
Principal  
Christian College  
Kattakada